

# ELKHART COUNTY CHILD DASHBOARD



## Children's Mental Health

The dashboard identifies influential indicators in Elkhart County that promote or impede the healthy development of a child's mental health.



## Partnerships

50+ Local and Public organizations collectively envision social, cultural, and economical strategies to support the well-being of the children in our community.



## Child Dashboard

The dashboard indicators point to quantitative information that inform us about child well-being and safety in the county.



## Collaboration

Local organizations harness the dashboard's information to develop targeted intervention programs that address problematic trends and encourage the promotion of protective factors.




To see the dashboard yourself go to:  
[www.childdashboard.org](http://www.childdashboard.org)

**What is the Child Dashboard?** The Elkhart County Child Dashboard is a collaborative community dashboard that tracks over publicly and privately available data points that serve as indicators for child wellbeing and safety in Elkhart County.

**Why a dashboard?** This data system was adopted to facilitate the ease of access to information across organizations with a goal to promote collaboration and interdependence.

**How do the indicators work?** The dashboard indicators are arranged into 2 groups, protective (positive) and risk (negative) factors. Within each group there are 4 columns that correspond to the progression upstream to social determinants of a child's health.

**How does the dashboard color coding system work?** The dashboard uses a three-color system to give dashboard viewers a sense of whether the indicator is trending in a desirable or undesirable direction.

-  Green: data is trending in a desirable/good direction
-  Gray: data has shown no significant change
-  Red: data is trending in an undesirable/bad direction

**Where do the indicators come from?** The data shown on the dashboard is derived from two sources, local organizations and publicly available data, that have been vetted to ensure the data is trustworthy, significant to children's well-being, and provides the opportunity to take actionable steps to intervene.

**When does the dashboard get updated?** Each indicator page will provide detailed information regarding their regular updates.

**Who hosts the dashboard?** Although this is a collaborative effort, The SOURCE, Elkhart County's System of Care, currently hosts and administers the Child Dashboard.

How do I become a collaborator? Great question! Please reach out to:



David Wiegner, CPMHS  
david.wiegner@oaklawn.org or  
info@thesourceelkhartcounty.org  
574-202-1023